

# I.S.L.E

Mark Posa

John Clayton



**Wintec**

WAIKATO INSTITUTE OF TECHNOLOGY

Te Kuratini o Waikato

# I.S.L.E

» **Integrated**

» **Systems**

» **Learning**

» **Environment**



**Wintec**

WAIKATO INSTITUTE OF TECHNOLOGY

Te Kuratini o Waikato

# The Binder: Moodle

Emerging  
Technology  
Centre



theory to application

Site Administration

- Notifications
- Users
- Courses
- Grades
- Location
- Language
- Modules
- Security
- Appearance
- Front Page
- Server
- Networking
- Reports
- Miscellaneous



This demonstrator is designed to help tutors become familiar with a range of ICT tools used in "e-Learning". The site has been created around 3 spaces:

- Educator Space:** In this space tutors will be provided access to a range of self-paced "tips and tricks" learning activities.
- Demonstrator Space:** In this space tutors will be provided with a demonstrator site. They will use this site to safely explore the full functionalities of emerging technologies.
- Exemplar Space:** In this space "Best Practice" case studies in the use of ICT in teaching and learning will be highlighted.

You are logged in as John Clayton (Logout)

English (en)

Turn editing on

shar-E-fest

Enter shar-E-fest Site

Course categories

- Ako Site
- Quality Teaching
- Educator Space
- Demonstrator Space
- Exemplar Space
- shar-E-fest

All courses ...

eLearning Watch



Wintec


WAIKATO INSTITUTE OF TECHNOLOGY

Te Kuratini o Waikato


# Portfolio: Exabis

ETC ► Portfolio Switch role to... Turn editing on

### Topic outline

 News forum

The overview file provided below provides a basic overview of how Exabis can be used.

 Exabis Overview  
File source: @exabis – internet solutions, ePortfolio-Modul

## 1 Welcome to Portfolio Overview □

On the right of the screen is the "Exabis" block. As we are all relatively "novice" users I suggest we all begin by exploring the "My Portfolio" section. This section contains 6 individual tabs (see "[Exabis Overview](#)" above for more indepth review).

**Information:** This could be used to note the purpose and nature of the portfolio created.




**Categories:** Use this to create web-spaces to aid in "structuring and sequencing" of your portfolio and resouces

**External Links:** URLs could be provided linking to Flickr, YouTube, Other ... .. you can link these to categories created above.

**Files:** Upload files to categories created above.

**Notes:** These can be reflections, additions, reviews on files, URLs ..... and you can link these to categories created

**Export/Import:** You can export the portfolio as a SCORM packet. (Have not tried importing but would be interesting to try).

1. Please use the forum below to comment on the "Exabis" block and potential use.  
 Portfolio Comments
2. You can also link to uploaded Moodle assingments and the [Portfolio Test](#) link below will help you test this out.  
 Portfolio Test
3. To review the Moodle Communities thoughts on this block use the link below (NB: you can log in to Moodle Org as "guest")  
 Moodle Org Discussion

### Exabis E-Portfolio

- My Portfolio
- Shared Portfolios
- Export SCORM-File

### Latest News

Add a new topic...

13 Jun, 14:24  
John Clayton  
External Access: Minor Glitch  
more...

13 Jun, 09:50  
John Clayton  
Shared Portfolios more...  
Older topics ...

### Course categories

- Ako Site
- Quality Teaching
- Educator Space
- Demonstrator Space
- Exemplar Space
- shar-E-fest
- All courses ...

### Administration

- Turn editing on
- Settings
- Assign roles
- Grades
- Outcomes

Te Kōwhiri o Wairarapa

# Lecture Capture: Panopto

MidLC: Tuesday, September 21, 2010 at 8:14:02 AM ETCMoodle\ctjfc » [logout](#) **PANOPTO**

Slides | Screen Capture

00:06

Contents | Notes | Search | Info

- 0:00 (auto-generated thumbnail image)
- 0:05 Ruptured uterus...Level 3 referral under: Obst...
- 0:05 Ruptured uterus...Level 3 referral under: Obst...
- 2:19 Incidence... 1:1148 to 1:2250 deliveries Pairm...
- 2:19 Incidence... 1:1148 to 1:2250 deliveries Pairm...
- 2:43 Ruptured uterus...Level 3 referral under: Obst...
- 2:43 Ruptured uterus...Level 3 referral under: Obst...
- 2:45 Incidence... 1:1148 to 1:2250 deliveries Pairm...
- 2:45 Incidence... 1:1148 to 1:2250 deliveries Pairm...
- 3:00 (auto-generated thumbnail image)
- 3:05 Classifications...Complete: the entire thicknes...
- 3:05 Classifications...Complete: the entire thicknes...

Name	Date modified	Type	Size
Operative deliveries	7/16/2010 11:32 AM	Microsoft Office P...	1,413 KB
OVARIAN CYSTS AND UTERINE FIBROIDS	9/13/2009 2:02 PM	Microsoft Office P...	287 KB
Pre-eclampsia case study	10/14/2008 9:58 AM	Microsoft Office P...	52 KB
Pre-eclampsia	8/5/2008 6:21 AM	Microsoft Office P...	30 KB
Pregnancy screening	9/21/2008 2:12 PM	Microsoft Office P...	42 KB
Preterm labour	7/16/2010 12:01 PM	Microsoft Office P...	332 KB
Prolonged rupture of membranes (PROM)	7/15/2010 12:16 PM	Microsoft Office P...	483 KB
Renal conditions	10/3/2008 2:31 PM	Microsoft Office P...	155 KB
Retained placenta	9/9/2010 3:37 PM	Microsoft Office P...	1,750 KB
Revision for conditions requiring additio...	7/6/2010 4:34 PM	Microsoft Office P...	583 KB
REVISION ON HYPERTENSIVE DISORDERS...	8/4/2010 1:21 PM	Microsoft Office P...	304 KB
Ruptured_uterus[1]	9/15/2009 7:16 AM	Microsoft Office P...	157 KB
shoulder dystocia 2	7/9/2010 3:59 PM	Microsoft Office P...	498 KB
Skin conditions	9/18/2008 7:57 AM	Microsoft Office P...	133 KB
stillbirth.pdf	9/9/2009 4:16 PM	Microsoft Office P...	408 KB
The Cardiocotograph	8/19/2010 10:11 AM	Microsoft Office P...	2,214 KB
Thromboembolic disorders	9/17/2008 12:46 PM	Microsoft Office P...	228 KB
Thyroid disorders	9/18/2008 12:27 PM	Microsoft Office P...	483 KB
Umbilical_Cord_Prolapse[1]	5/11/2010 2:43 PM	Microsoft Office P...	544 KB
URINARY TRACT INFECTIONS-	9/20/2010 12:02 PM	Microsoft Office P...	419 KB

Ruptured\_uterus[1] Date modified: 9/15/2009 7:16 AM Tags: Add a tag  
Microsoft Office PowerPoint 97-2003 Present... Authors: WINTEC USER

8:14 AM 9/21/2010

# Web-Conferencing: Big Blue

The screenshot shows the BigBlueButton web conferencing interface. At the top, there is a navigation bar with the BigBlueButton logo and links for Home, Overview, Videos, Support, Demo, Blog, and Open Source. Below the navigation bar, the page title is "BigBlueButton Overview". The main content area contains a paragraph about the project's focus on usability, modularity, and clean design, and another paragraph stating it is built by combining over fourteen open source components. A diagram below the text illustrates the interface components: "Web Participants" (top left), "Presentation" (center), "Group & Private Chat" (top right), "Voice Participants" (bottom left), "Web Cam" (bottom center), and "Desktop Sharing" (bottom right). The interface itself shows a list of participants, a presentation slide titled "The Precision Approach" with a diagram of a runway and glide slope, a chat window with messages, a video stream of a participant, and a desktop sharing window.

Home

## BigBlueButton Overview

BigBlueButton is an active open source project that focuses on usability, modularity, and clean design -- both for the user and the developer. The project is hosted at [Google Code](#)

BigBlueButton is built by combining over fourteen open source components. The following diagram gives an overview of its capabilities

Web Participants

Presentation

Group & Private Chat

Product Overview

[BigBlueButton Overview](#)

[Open Source Components](#)

[Open Source License](#)

Web Participants

Web Cam

Desktop Sharing

Voice Participants

# Mobile: MLE

Languages / Sprachen:  [English](#) /  [Deutsch](#)

## MyMLE - End Users For private persons

MyMLE is for everyone, who wants to use mobile learning for himself. It allows you to create your **own mobile learning content** and to pack it to a mobile phone application, which you can use on your phone.

**ENTER**



MyMLE is a stand-alone PC application (for Windows and Linux) which is easy to use. The mobile phone application it creates runs on nearly every mobile phone.

## MLE-Moodle - End Users For institutions/companies

An **out-of-the-box mobile Learning** system. Which contains everything you need to build a mLearning system. Easy to install and easy to use.

To use MLE-Moodle you need a web-server!

**ENTER**



MLE-Moodle is a plugin for **Moodle**, which adds mLearning functionality to this open-source eLearning system. The mobile learning area can be accessed with the mobile **phone browser** or with a special mobile **phone application**, which is designed for mobile Learning.

## MLE mobile application framework - Developers

The mobile phone learning-application offers a very powerful **mobile application framework** for your own mobile projects. Extending the MLE is very easy due to a plugin-system.

For **developers only!**

**ENTER**

To view the old homepage click [here](#).